

( 2007 7 - 6 )

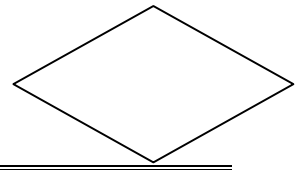
\_\_\_\_\_:

. 2007 7 6

\_\_\_\_\_:

.( )

\_\_\_\_\_:



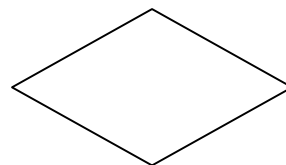
---

(18)

(332)

2006

29-28



:

:




:

:

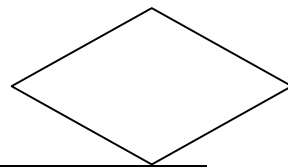
:

36

:



2007 6 -3



---

22

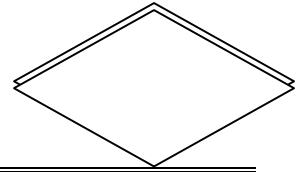
\_\_\_\_\_ :

-1

-2

2007

( 10/ -1 )



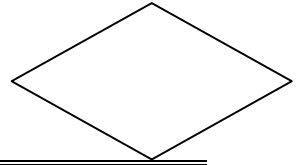
29 / - 14

32/ -1

2007/9/5

\_\_\_\_\_ :

( 10 / -2 )

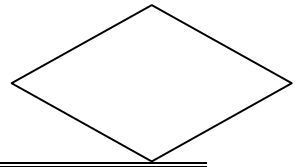


---

**36**

---

•		
:		
.		-1
.		-2
.		-3
.		-4
.		-5
.		-6
.	(SARPs)	
.	.CNS /ATM	
.		-7
.	.(SARPs)	
.		-8
.		-9
.	39	
.		-10



-11

\_\_\_\_\_ :

-1

10 2

-2

36

( 10 / -3 )

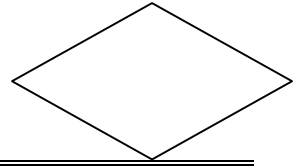


\_\_\_\_\_ :

\_\_\_\_\_ -1

\_\_\_\_\_

\_\_\_\_\_



---

:

---

( 10 / -4 )

---

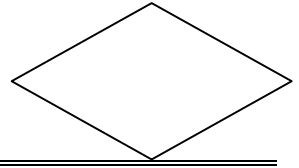
-2

---

( 10 / -5 )

-3

2008



---

2008

( 10 / -6 )